

A photograph of a city skyline at dusk or dawn, with various skyscrapers and buildings. The sky is a mix of blue and orange. In the foreground, there's a dark, semi-transparent rectangular box containing text.

Community Consultative Committee

Peppertree Quarry

December 2021

AGENDA

1. Welcome and introductions
2. Confirmation of minutes and actions
3. Business arising
4. Correspondence
5. Operations over the last 3 months
6. Environmental performance
 - a. Incidents
 - b. Complaints
 - c. Air
 - d. Noise
 - e. Blast
 - f. Water – surface and ground
 - g. Heritage
 - h. Ecology
7. Stakeholder Engagement
8. Plans for the next 3 months
9. General Business
10. Next meetings - March 2021



01

Welcome and apologies



02

Confirmation of minutes



03

Business arising

- Nature of the PM2.5 particles to be defined



04

Correspondence
Oct – Dec 2021



Department of Planning, Industry and Environment

Management plan review – Water Management Plan, Aboriginal Heritage Management Plan, Biodiversity and rehabilitation Management Plan, Construction Noise Management plan

EPA - nil

Resource Regulator

Electrical Fire and Explosion site review and positive communications audit

Goulburn Mulwaree Council

Construction traffic management plan and haul road plans issued for comment

Geoff Clark

weather data reviews – weather station monthly reviews

05

Operations
Past 3 months



Safety

Focus on return to “normal” around operations and COVID management

Overburden

Pre works commenced. – contract in place with OB contractor – Coast Wide

Pit Update

Shut down over Christmas 23-12-2021 till the 10-01-2022, during this time we will continue to complete maintenance.

Processing (STQ)

Shut down over Christmas 23-12-2021 till the 10-01-2022, during this time we will continue to load material on trains at a reduced rate and complete maintenance.

People

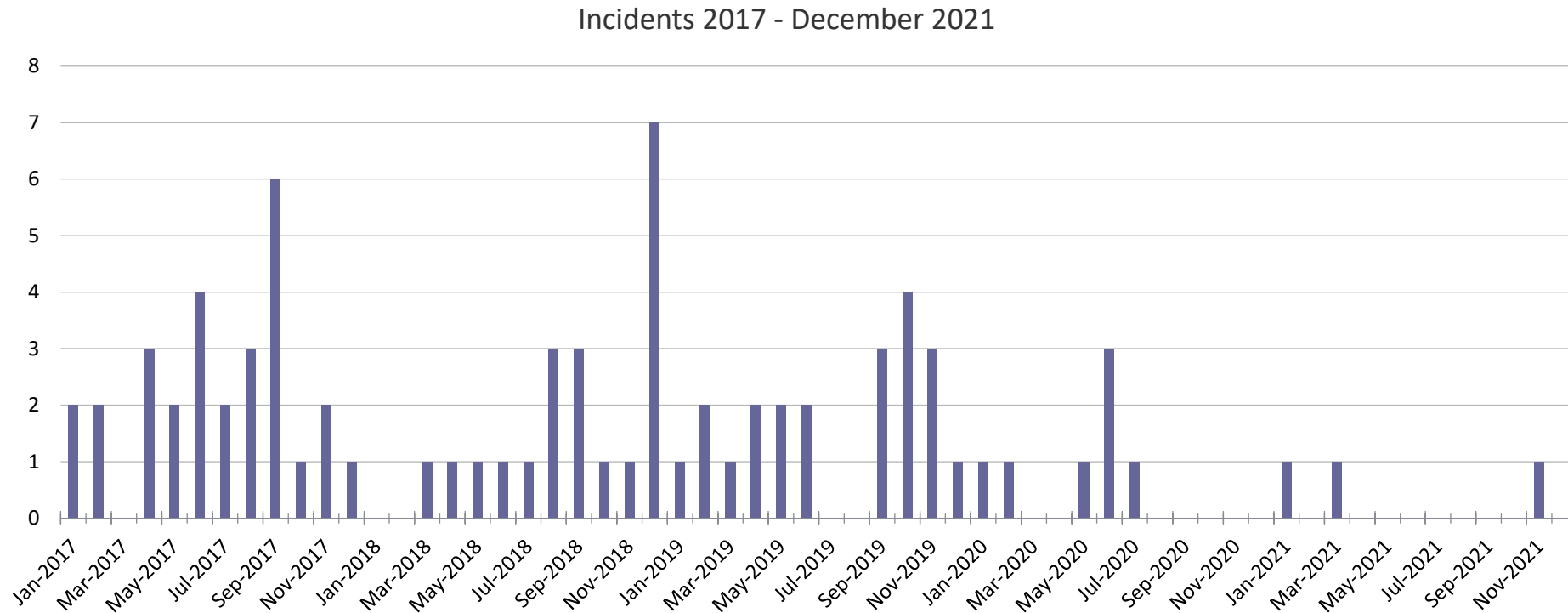
new Production manager, Superintendent, trainer and Environment advisor now on board

06

Environmental Performance



Environmental Incidents Oct to Dec 2021



> Oct – nil Nov – 1 (oil spill in pit) Dec – nil

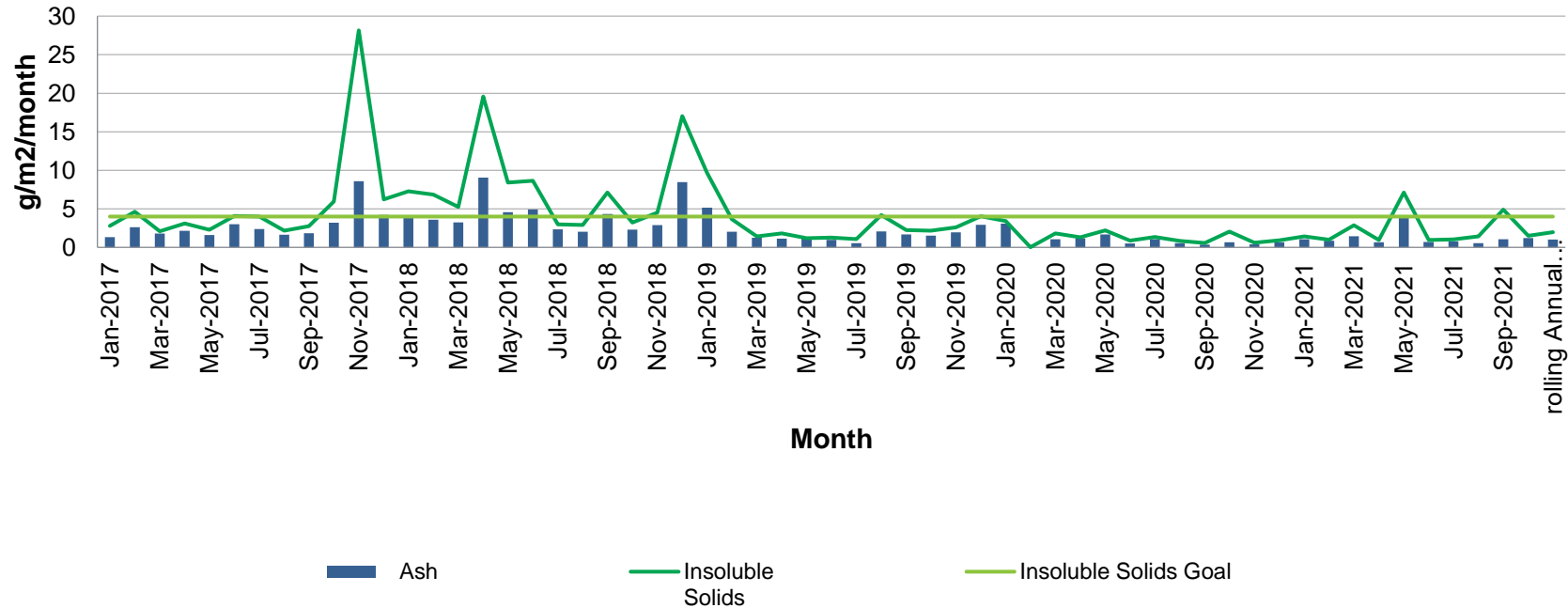
Environmental Complaints Oct to Dec 2021



> Oct – 1 (Noise) Nov - nil Dec – nil

Air – Dust deposition Gauge D1

Peppertree Quarry Deposited Dust 2017 - 2021
Onsite (NW boundary)



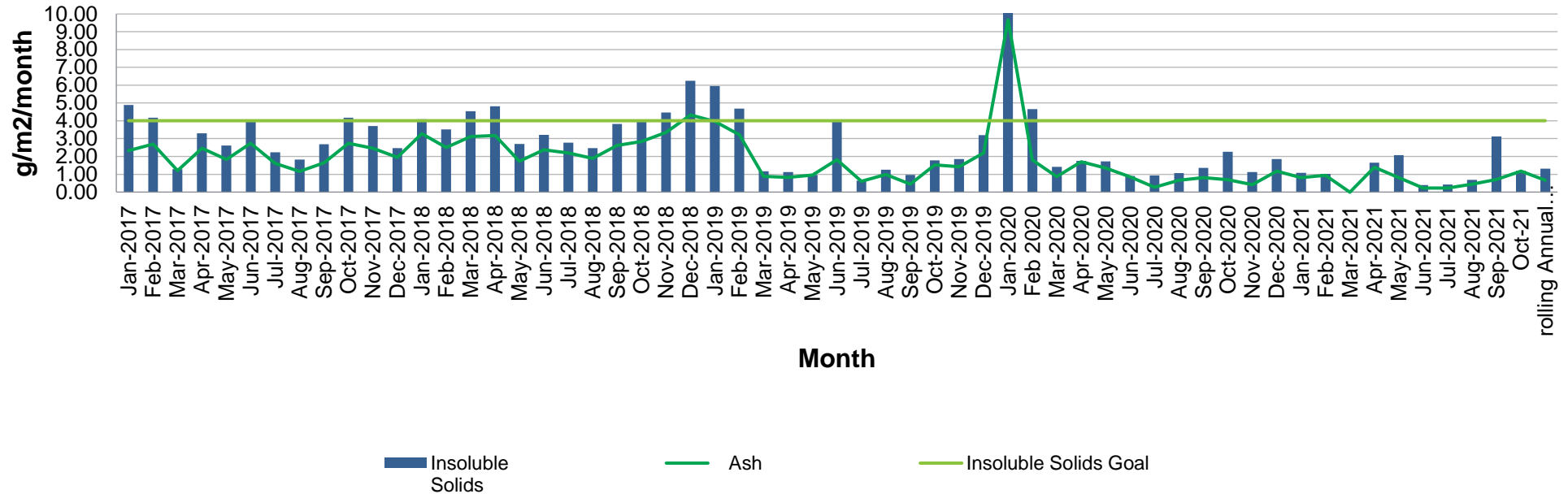
Annual Average goal of 4gm2/month

In compliance

Annual average below goal at the boundary

Air – Dust Deposition Gauge D2

Peppertree Quarry Deposited Dust 2017 - 2021
683 Marulan South Road



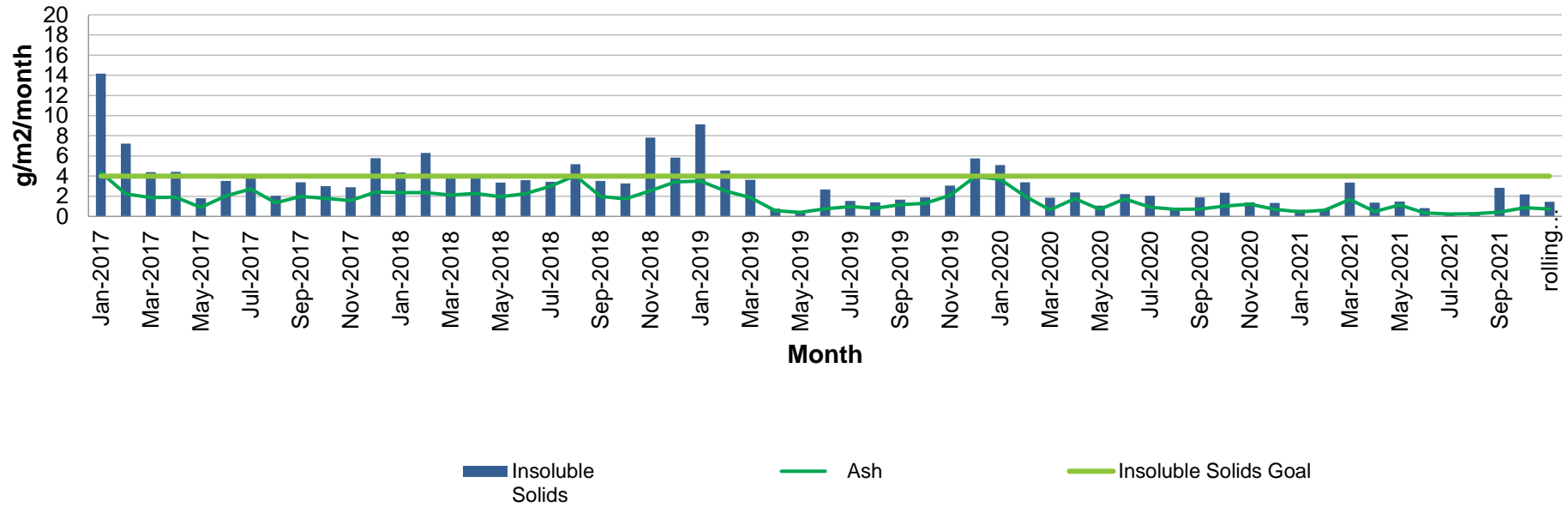
Annual Average goal of 4gm2/month

In compliance

Annual average below goal at the boundary

Air – Dust Deposition gauge D3

Peppertree Quarry Deposited Dust 2017 - 2021
432 Long Point Road, Tallong



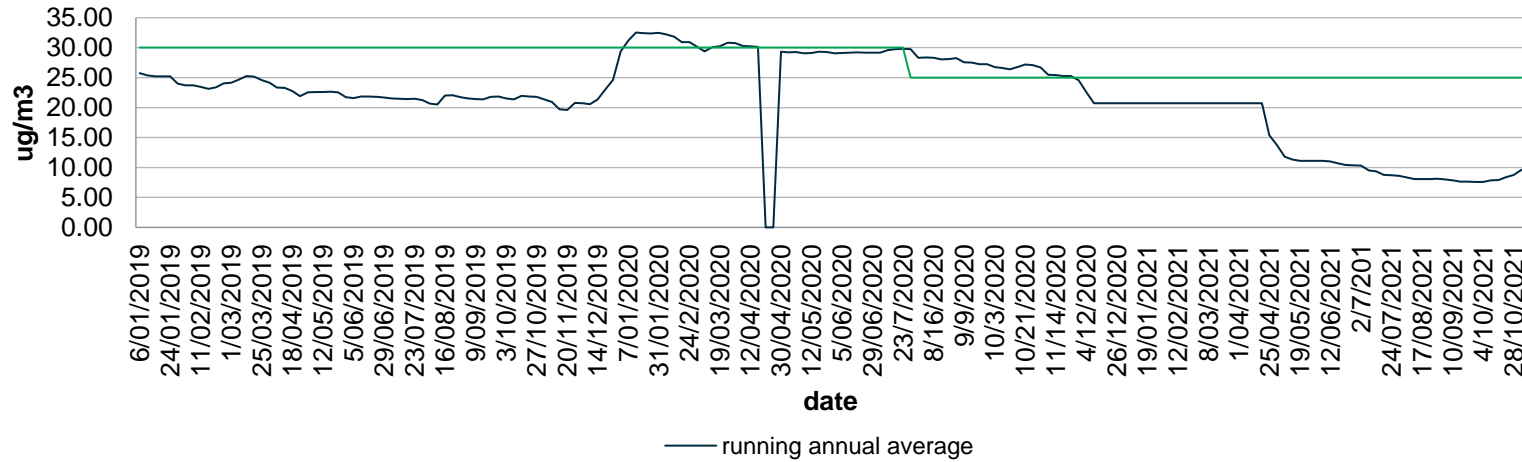
Annual Average goal of 4gm²/month

In compliance

Annual average below goal at the boundary

Air – PM10 annual average

PM10 Annual average trend 2019 - 2021

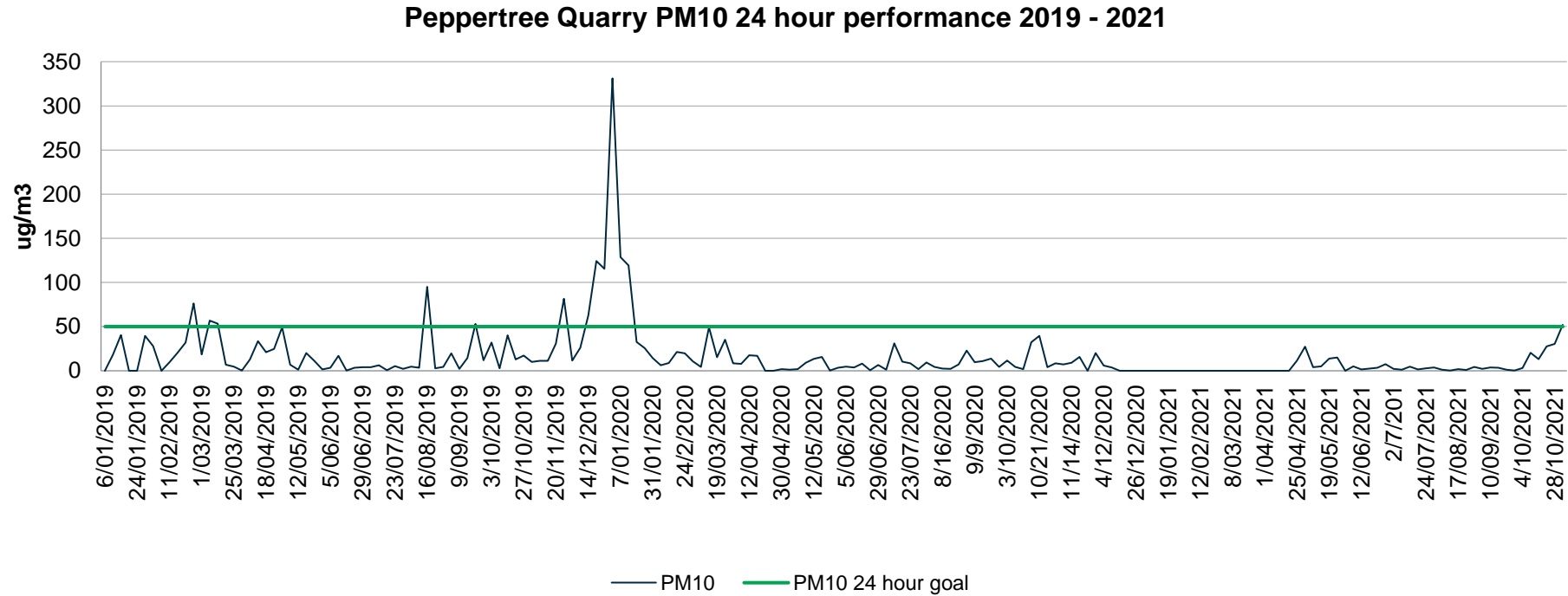


Annual Average goal of 25ug/m3

In compliance

Annual average below goal at the boundary

Air – PM10 24 Hour performance



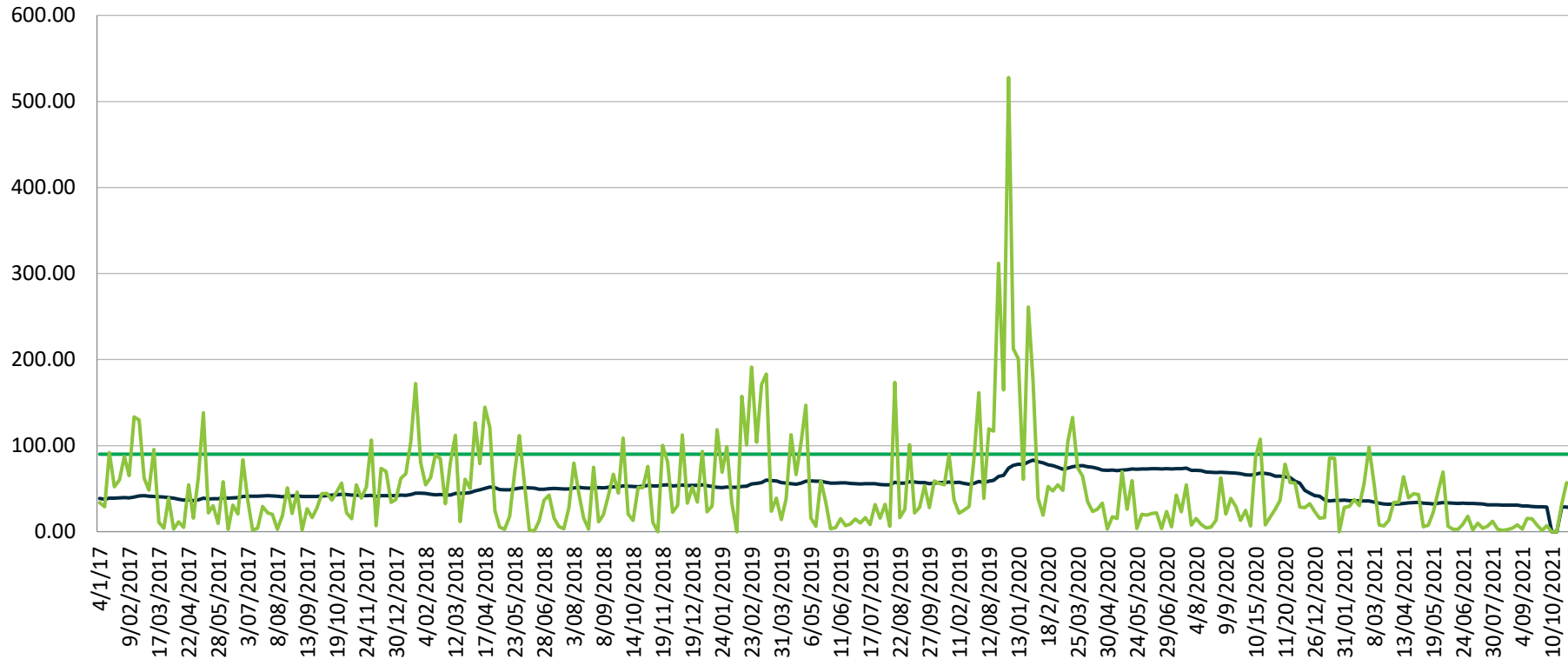
24 hour goal of 50ug/m3

In compliance

Annual average below goal at the boundary

Air – Total Suspended Particulates

TSP Annual average trend 2017 - 2021



Annual Average goal of 90ug/m3

In compliance

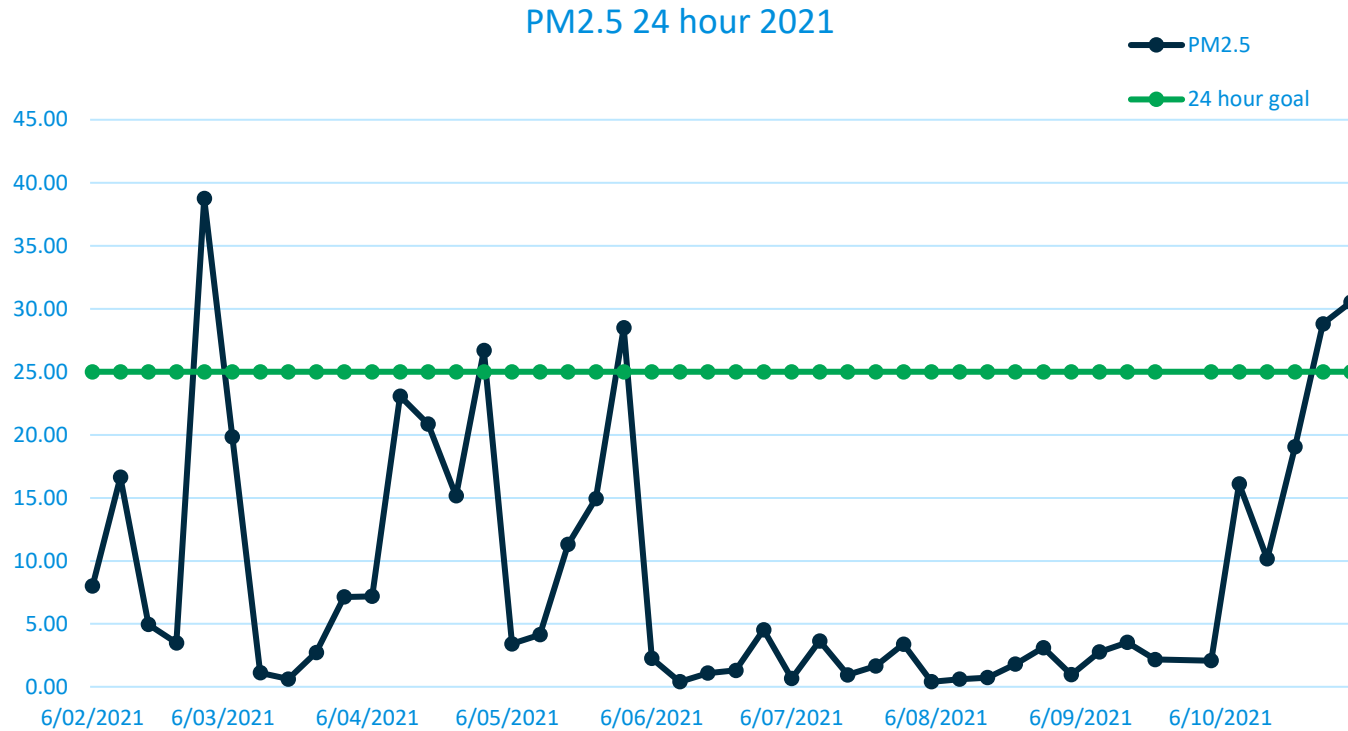
Annual average below goal at the boundary

— running annual average

— TSP annual average goal

— TSP

Air – PM2.5



In compliance for the majority of the past 3 months. Ptree operations are NE of the PM2.5 gauge

10th Oct – winds were SE up to 15kms per hour

16th Oct – winds were west up to 39kms/hr

22nd Oct – winds were SE up to 3kms

28th Oct – winds were west up to 15kms/hr

3rd Nov – winds were northly up to 23kms

Noise – quarterly monitoring

Monitoring was undertaken over the 12th, 13th and 14th October 2021 as well as the 16th, 17th and 18th November and 7th, 8th and 9th December 2021

Results for the October round are in compliance.

November and December results are pending

Noise – quarterly monitoring

Receptor ID	Description	Date	Start Time	Assessment Period	Compliance Assessment (Leq, 15 minute in dBA)			Comply with Criteria? (Y/N)	NPI Annoying (Quarry) Characteristic? (Y/N)
					Criteria	Quarry Noise	Comparison		
R2	Bartolo	12-Oct-21	15:45	Day	40	22	-18	Y	N
		13-Oct-21	9:45	Day	40	36	-4	Y	N
		13-Oct-21	10:00	Day	40	25	-15	Y	N
		13-Oct-21	21:15	Night	35	33	-2	Y	N
		13-Oct-21	21:30	Night	35	34	-1	Y	N
R3	Cooper	12-Oct-21	16:15	Day	40	22	-18	Y	N
		13-Oct-21	10:30	Day	40	31	-9	Y	N
		13-Oct-21	10:45	Day	40	38	-2	Y	N
		13-Oct-21	22:00	Night	35	34	-1	Y	N
		13-Oct-21	22:15	Night	35	34	-1	Y	N
R4	McClean	12-Oct-21	17:00	Day	40	28	-12	Y	N
		13-Oct-21	11:30	Day	40	35	-5	Y	N
		13-Oct-21	11:45	Day	40	37	-3	Y	N
		13-Oct-21	23:00	Night	35	26	-9	Y	N
		13-Oct-21	23:15	Night	35	19	-16	Y	N
R8	Pace	12-Oct-21	13:30	Day	40	31	-9	Y	N
		13-Oct-21	12:30	Day	40	30	-10	Y	N
		13-Oct-21	12:45	Day	40	33	-7	Y	N
		14-Oct-21	0:00	Night	35	31	-4	Y	N
		14-Oct-21	0:15	Night	35	33	-2	Y	N

Noise – quarterly monitoring

PEPPERTREE QUARRY

COMPLIANCE ASSESSMENT

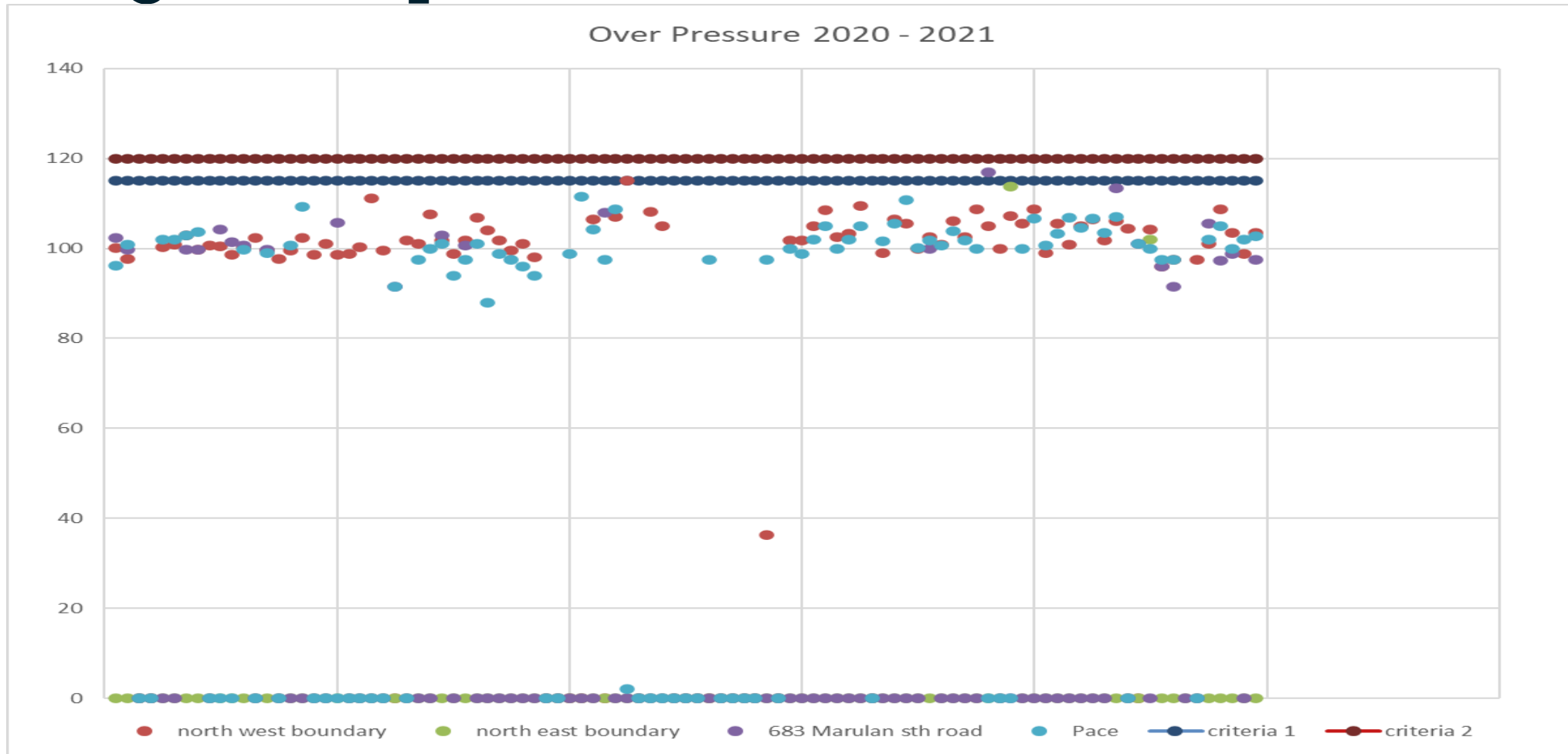
Noise Compliance Monitoring – October 2021

Receptor ID	Description	Date	Start Time	Assessment Period	Compliance Assessment (Leq, 15 minute in dBA)			Comply with Criteria? (Y/N)	NPI Annoying (Quarry) Characteristic? (Y/N)
					Criteria	Quarry Noise	Comparison		
R17	Myers	12-Oct-21	15:00	Day	40	18	-22	Y	N
		13-Oct-21	8:45	Day	40	21	-19	Y	N
		13-Oct-21	9:00	Day	40	20	-20	Y	N
		13-Oct-21	20:15	Night	35	19	-16	Y	N
		13-Oct-21	20:30	Night	35	18	-17	Y	N

Noise – quarterly monitoring – night time assessment

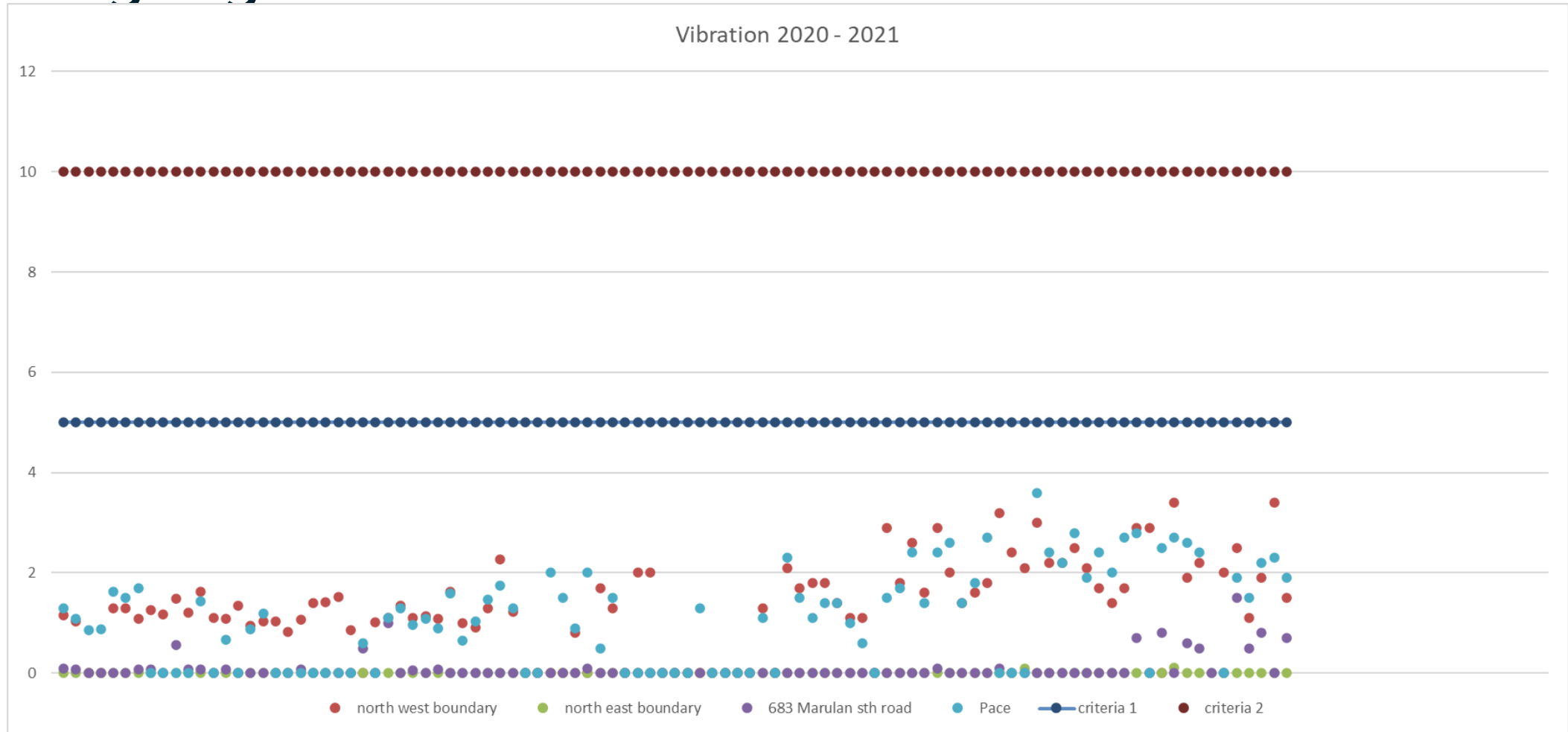
ID	Description	Date	Start Time	Site Audible (Y/N)	Compliance Assessment (L _{max} / L _{1, 1 minute} in dBA)			Comply with Criteria? (Y/N)
					Criteria	Quarry Noise	Comparison	
R2	Bartolo	13-Oct-21	21:15	N	52	-	N/A	Y
		13-Oct-21	21:30	N	52	-	N/A	Y
R3	Cooper	13-Oct-21	22:00	N	52	-	N/A	Y
		13-Oct-21	22:15	N	52	-	N/A	Y
R4	McClellan	13-Oct-21	23:00	Y	52	36	-16	Y
		13-Oct-21	23:15	Y	52	39	-13	Y
R8	Pace	14-Oct-21	0:00	Y	52	39	-13	Y
		14-Oct-21	0:15	Y	52	39	-13	Y
R17	Myers	13-Oct-21	20:15	N	52	-	N/A	Y
		13-Oct-21	20:30	N	52	-	N/A	Y

Blasting - Overpressure



In Compliance

Blasting – ground Vibration



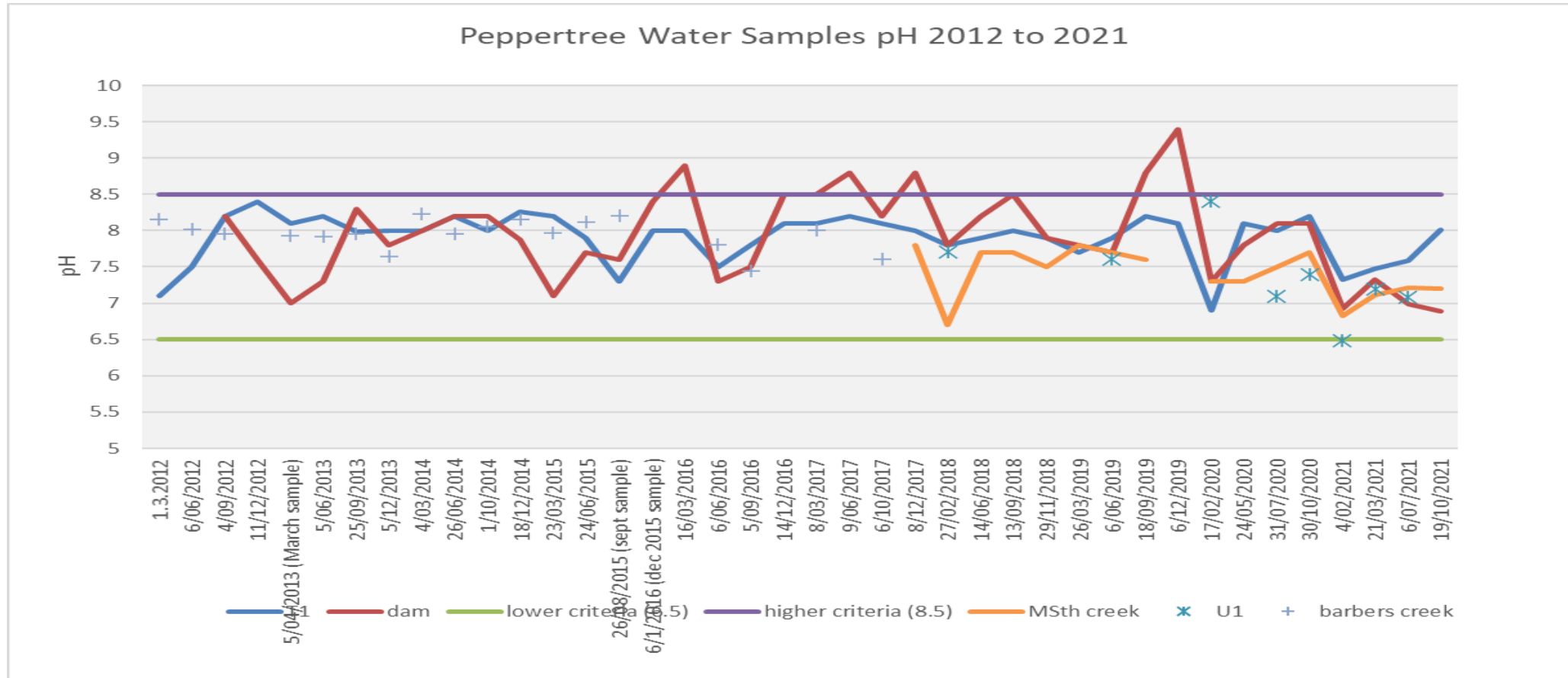
In Compliance

Surface Water

Quarterly monitoring round undertaken in October – December 2021 with sampling on Monday 18th October 2021

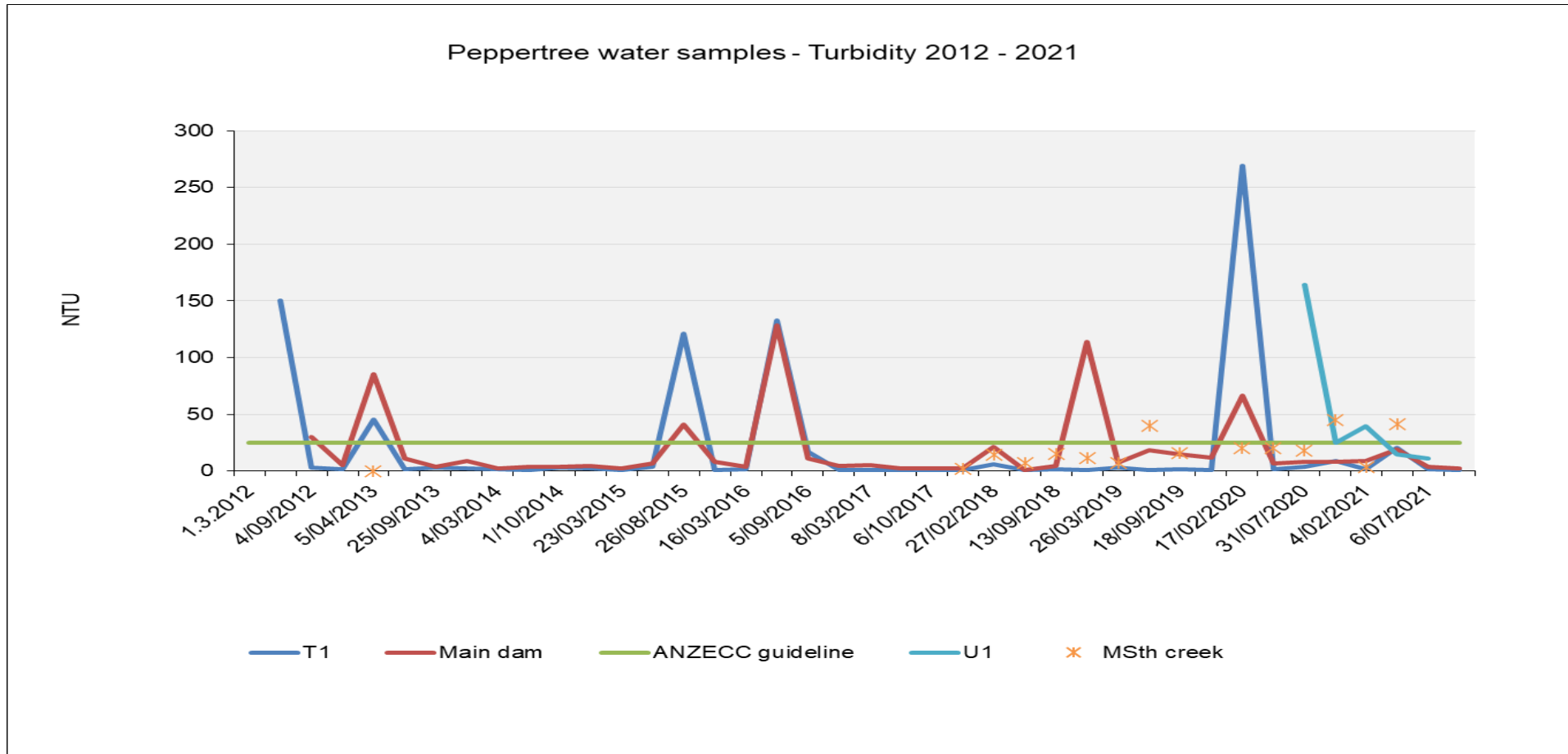
No issues with water supply or quality over the last 3 months

Surface water pH



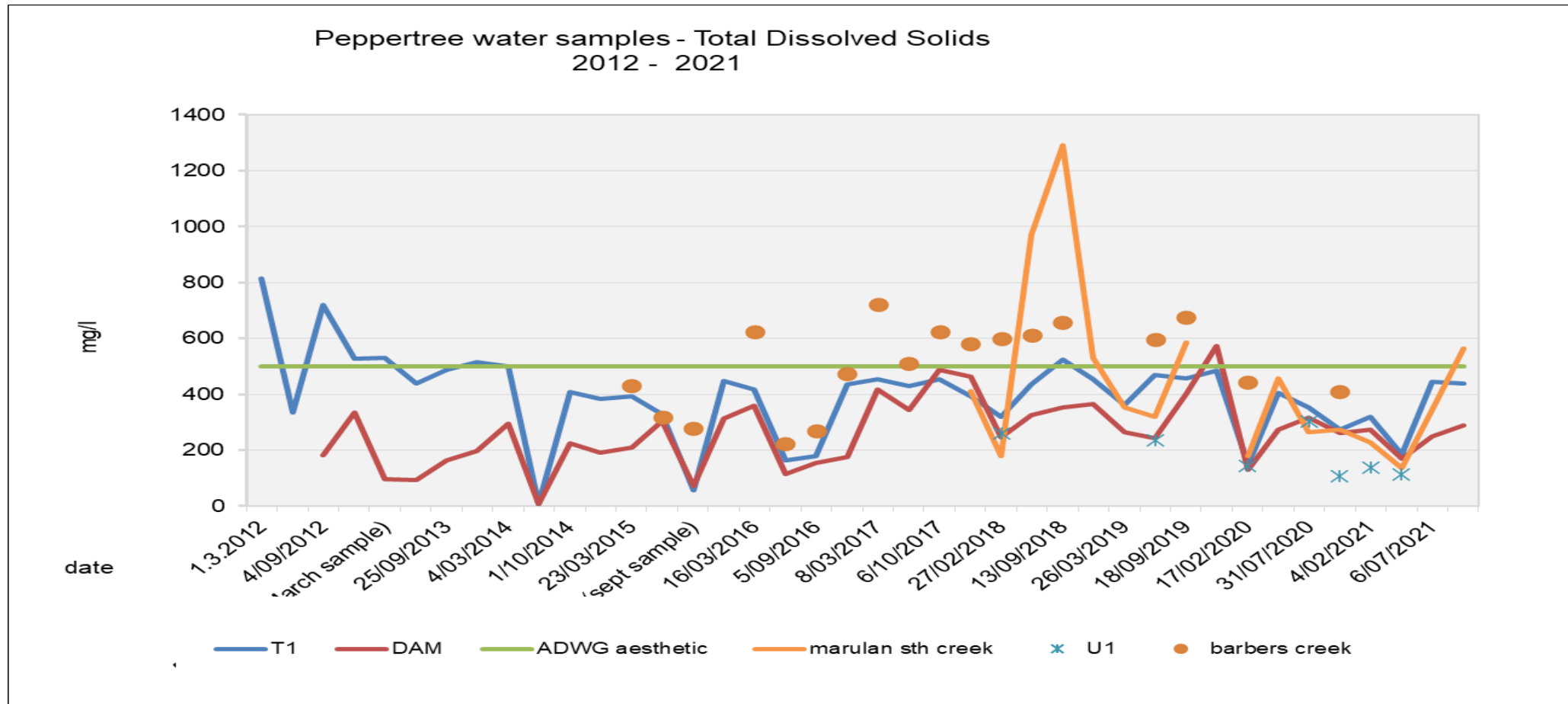
> Below guideline for October samples

Surface water - Turbidity



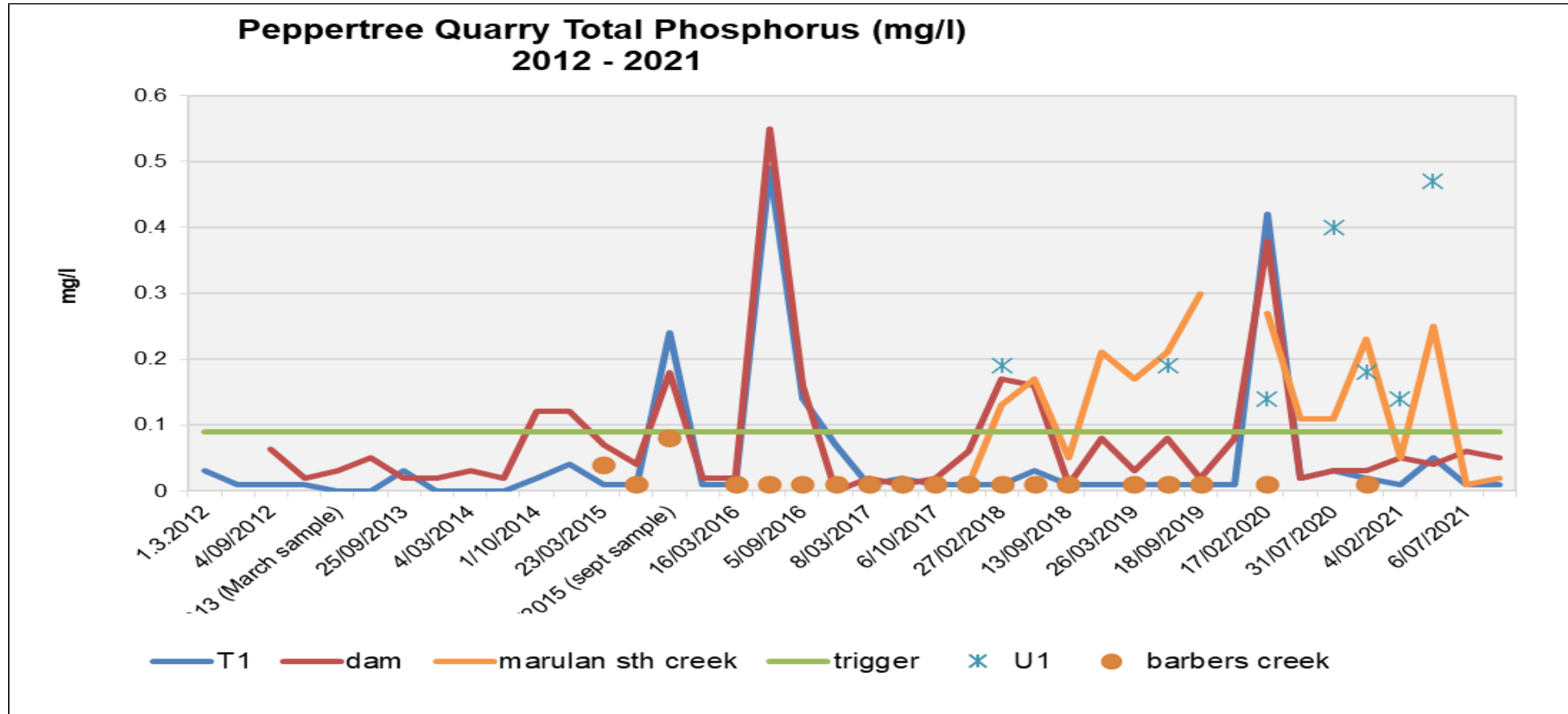
Below guideline for October samples

Surface water – Total dissolved solids



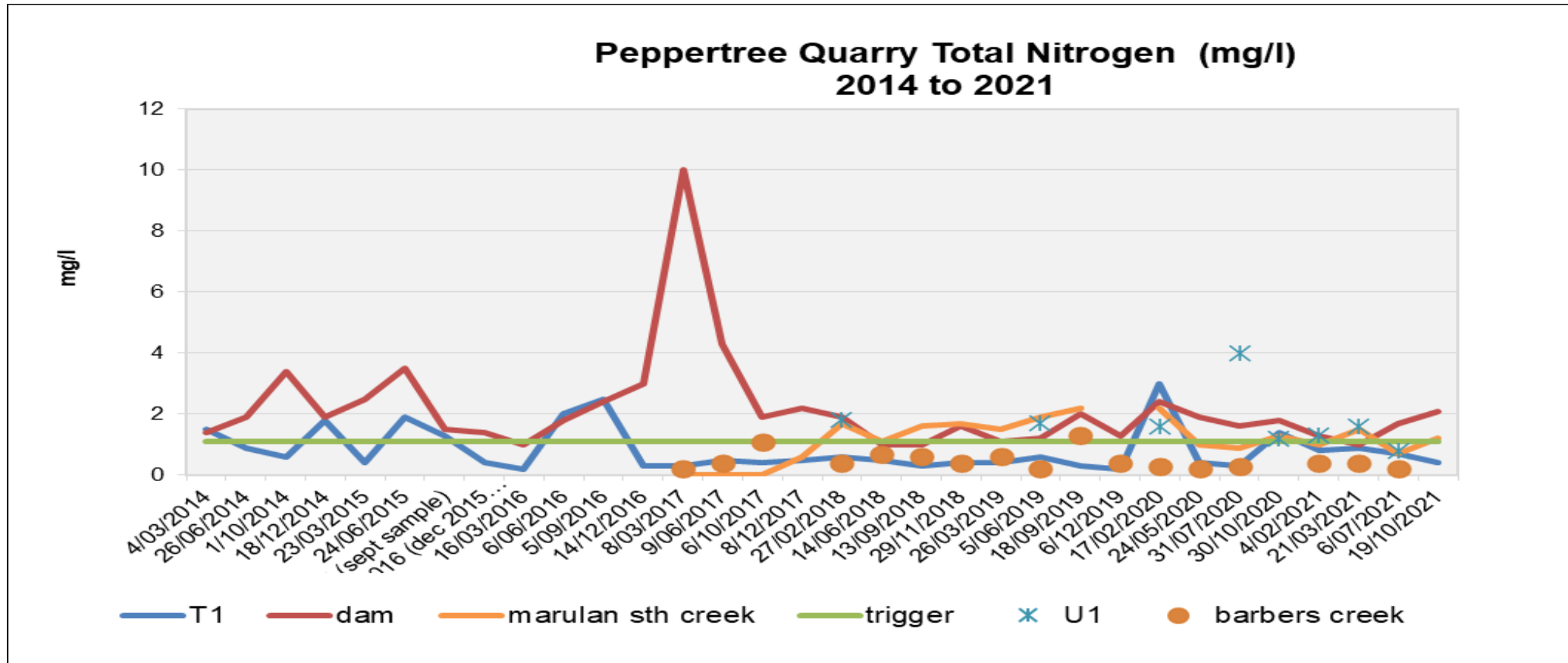
Below guideline for October samples with the exception of Marulan South Creek

Surface water – total Phosphorus



Below guideline for October samples

Surface water - Total Nitrogen



Below guideline for October samples, with the exception of the Main dam and Marulan south creek

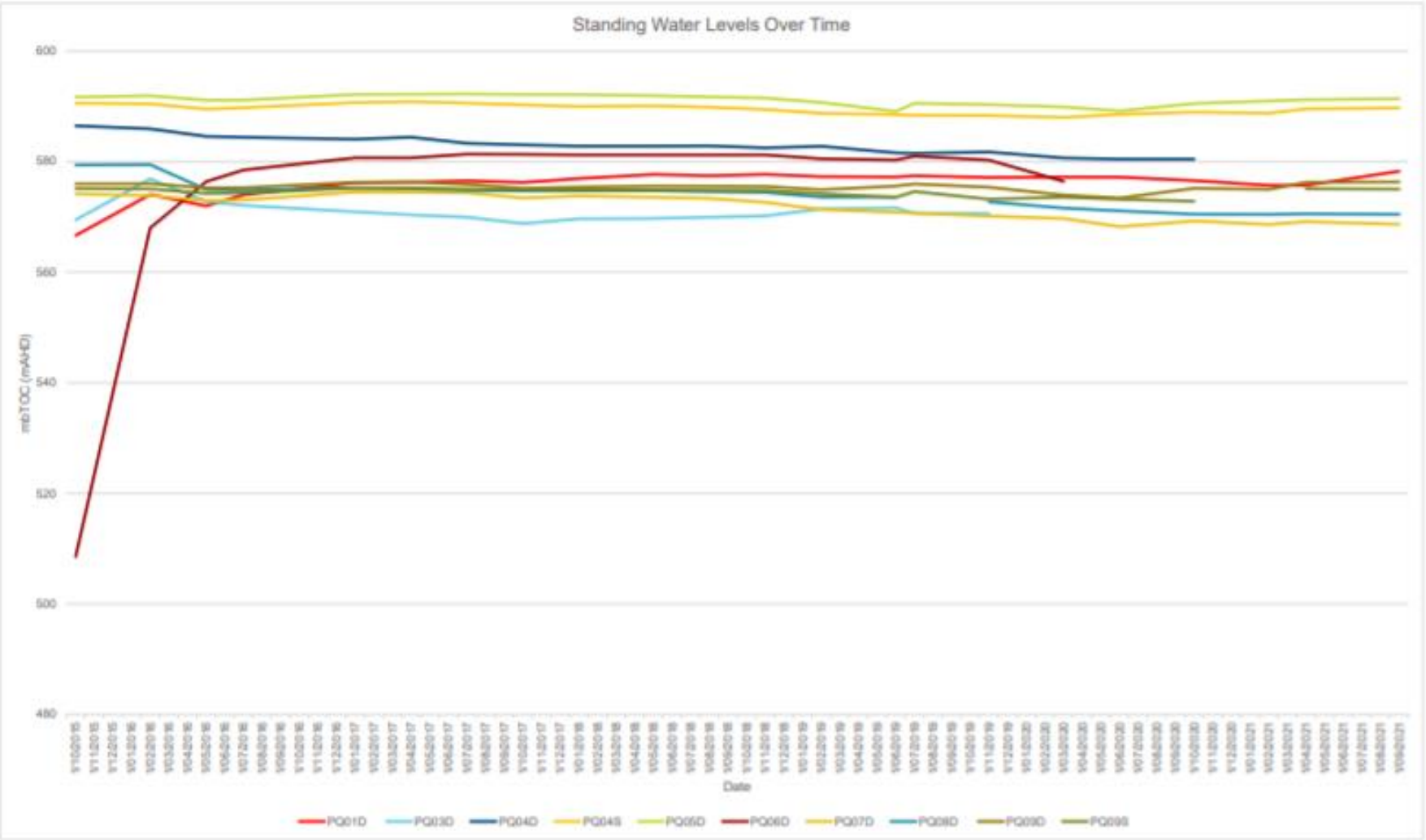
Environmental Flow

year	total in flow	10%	total out flow	in compliance	comment
Oct-2020	32.91	3.2	148.71	yes	
Nov-2020	10	1	379.5	yes	Rainfall - possible overflow of the V notch weir
Dec-2020	17.1	1.7	55.68	yes	
Jan-2021	8	0.8	24.78	yes	
Feb-2021	21	2.1	44.59	yes	
Mar-2021	38	3.8	833	yes	Rainfall - possible overflow of the V notch weir
Apr-2021	2	0.2	8.47	yes	
May-2021	30.5	3	433	yes	Rainfall - possible overflow of the V notch weir
Jun-2021	9	0.9	6.5	yes	
Jul-2021	8	0.8	8.32	yes	
Aug-2021	18	1.8	166.28	yes	Rainfall - possible overflow of the V notch weir
Sept 2021	5	0.5	7.3	5	
Oct 2021	0.5	0.05	3.07	0.5	

Ground water

- > Monitoring conducted in September and December 2021.
- > results show no changes to the groundwater
- > Review of the existing wells was undertaken and advice now provided on replacement wells and locations

Ground water – water levels



Heritage

Collation of Artefacts has been postponed for a short period due to the availability of the archaeologist

Planning is progressing to Return some Artefacts to country by March 2022.

Reconciliation week community workshops being developed

Scar tree relocation being planned

Ecology

Three year plan developed for ongoing rehabilitation and maintenance

Rapid Visual assessment conducted Thursday 21st October. Identified some areas of work for erosion control and pest management (weed and feral animals)

Monitoring plan has been revised

Implementation plan has been drafted and is being reviewed

07

Stakeholder Engagement



Planning for the Marulan Christmas Street fair is underway – this Sunday 19th December

Goulburn Community Bike ride January 23rd being planned

Tallong Apple day in May

National Reconciliation Week community workshops – May



08

Operations

Next 3 months



Safety

Eyes and mind on task with return to work after Christmas break

Overburden

Pre works to continue.

Pit Update

Shut down over Christmas 23-12-2021 till the 10-01-2022, during this time we will continue to complete maintenance. New Conveyor to be installed down the north ramp into the RL525 area

Processing (STQ)

Shut down over Christmas 23-12-2021 till the 10-01-2022, during this time we will continue to load material on trains at a reduced rate and complete maintenance.

People

new, Superintendent and trainer being interviewed and should be on board

09

General Business



Marulan South State Significant Development

conditions of consent have been issued

It has been agreed that a joint CCC will be established

Process is to advise and seek DPIE approval

The Chair to seek nominations for representatives

The Chair to advise and seek approval from DPIE on the selection of representatives

Aim for this to be in place March 2022

Other

Next meeting

March 2022



Thanks for your participation